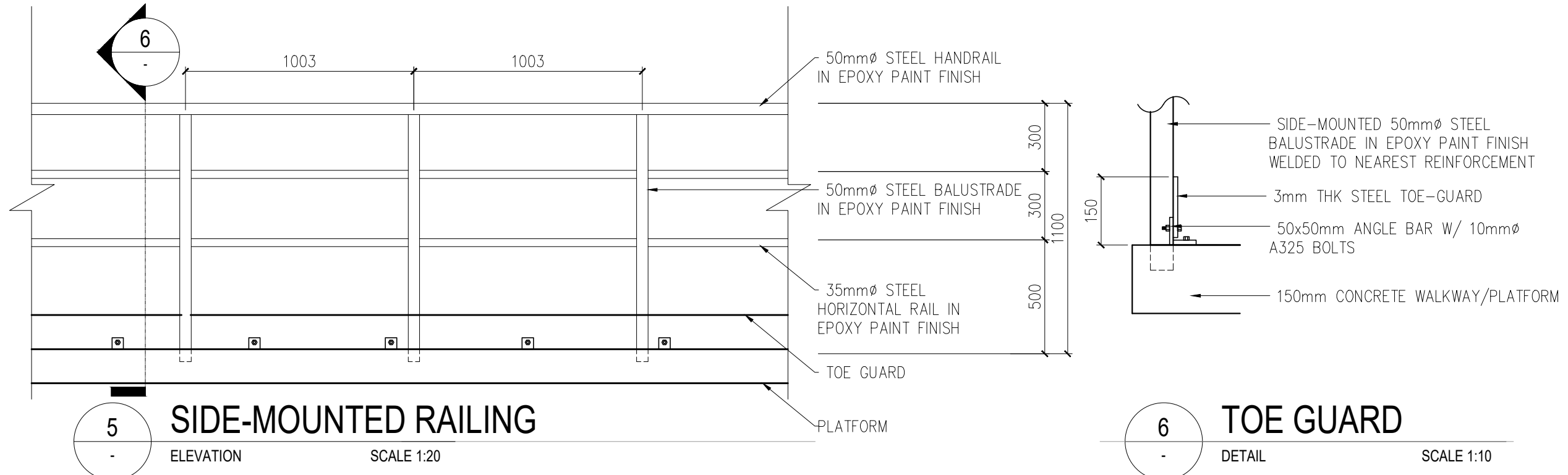
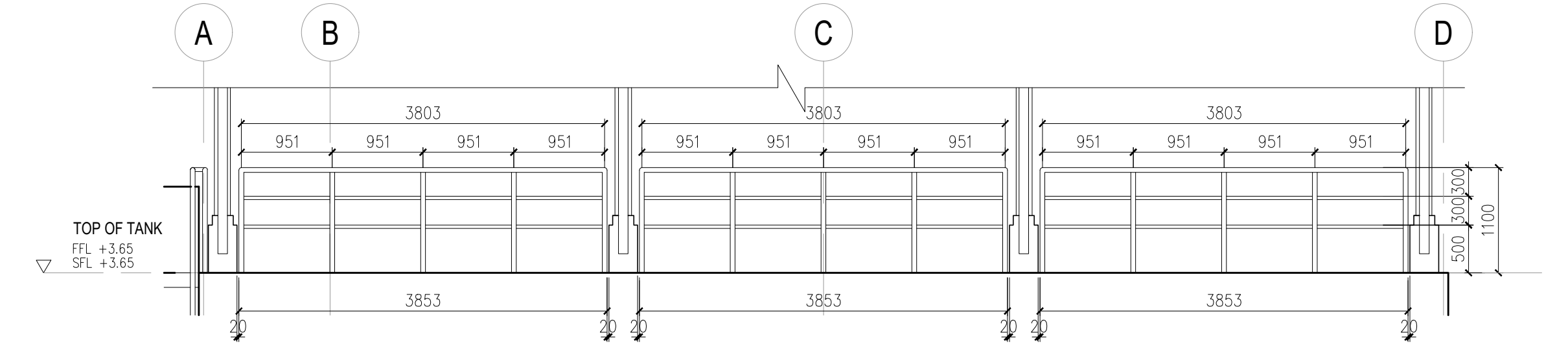


**1**  
TREATMENT PLANT PLATFORM LAYOUT  
PLAN SCALE 1:50

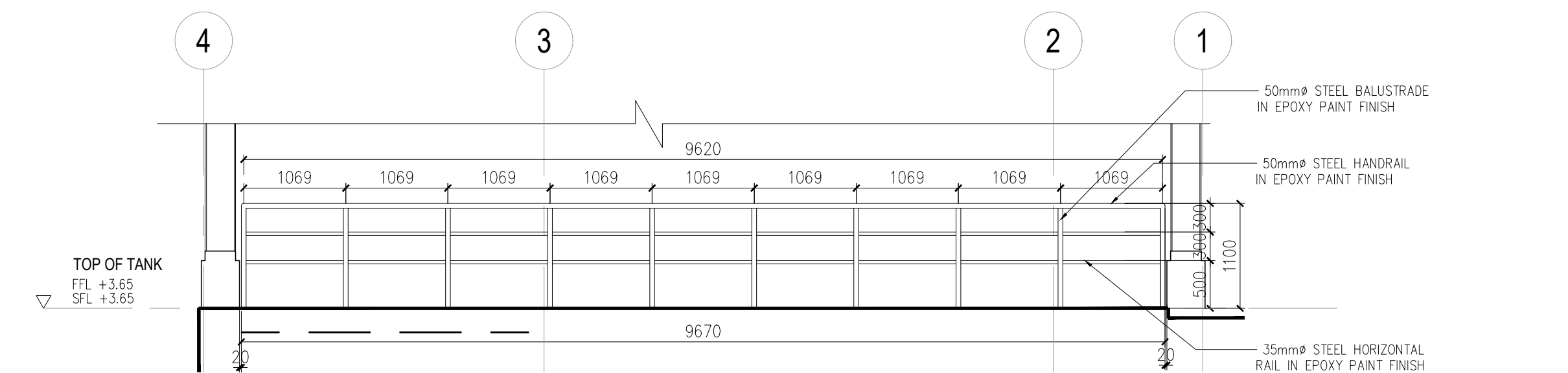


**5**  
SIDE-MOUNTED RAILING  
ELEVATION SCALE 1:20

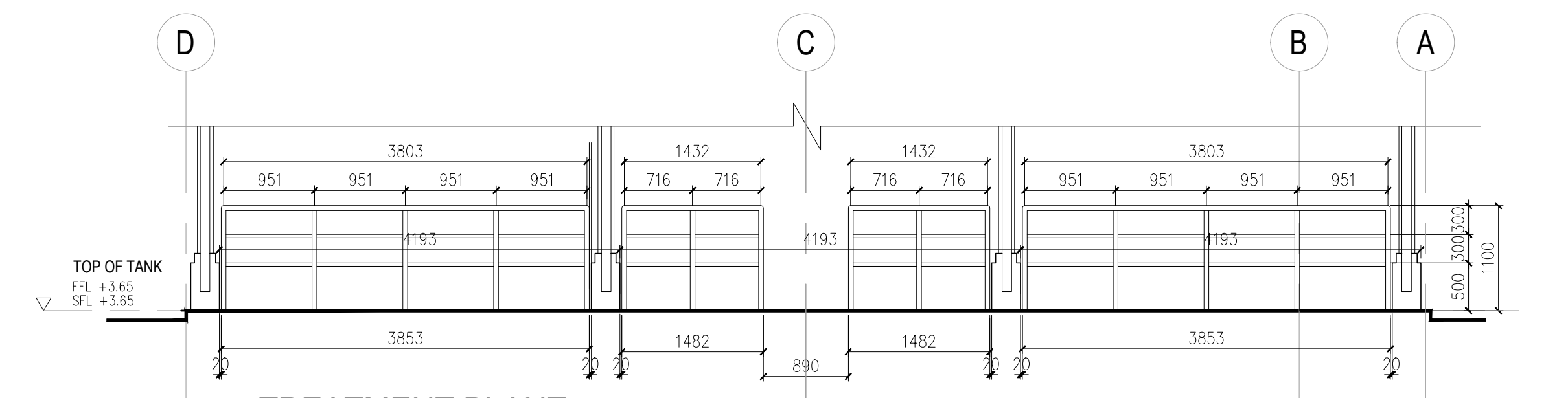
**6**  
TOE GUARD  
DETAIL SCALE 1:10



**4**  
TREATMENT PLANT PLATFORM LAYOUT  
RAILING ELEVATION 3 SCALE 1:50



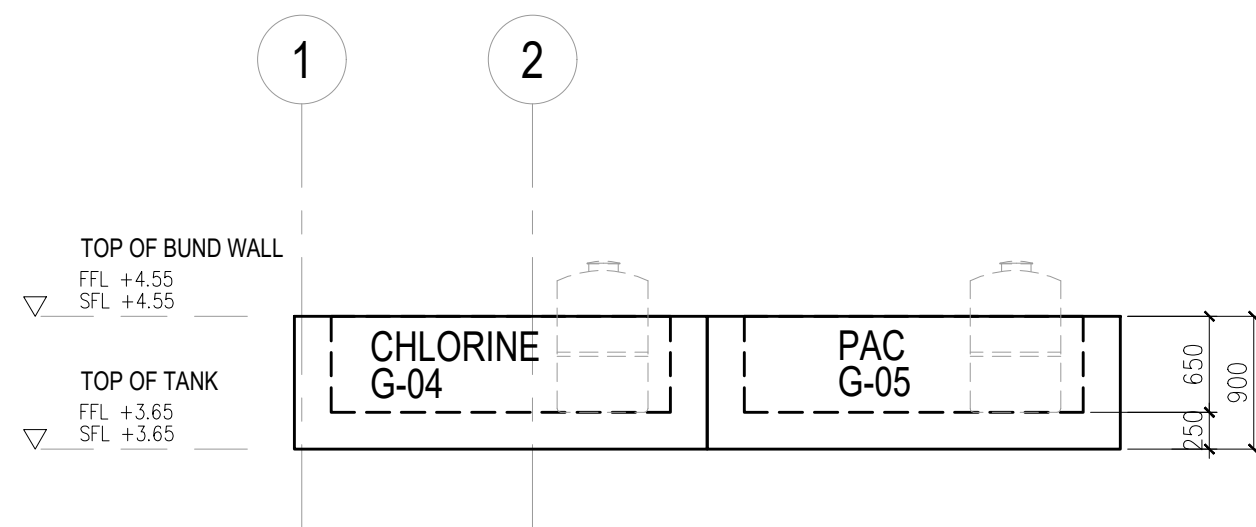
**3**  
TREATMENT PLANT PLATFORM LAYOUT  
RAILING ELEVATION 2 SCALE 1:50



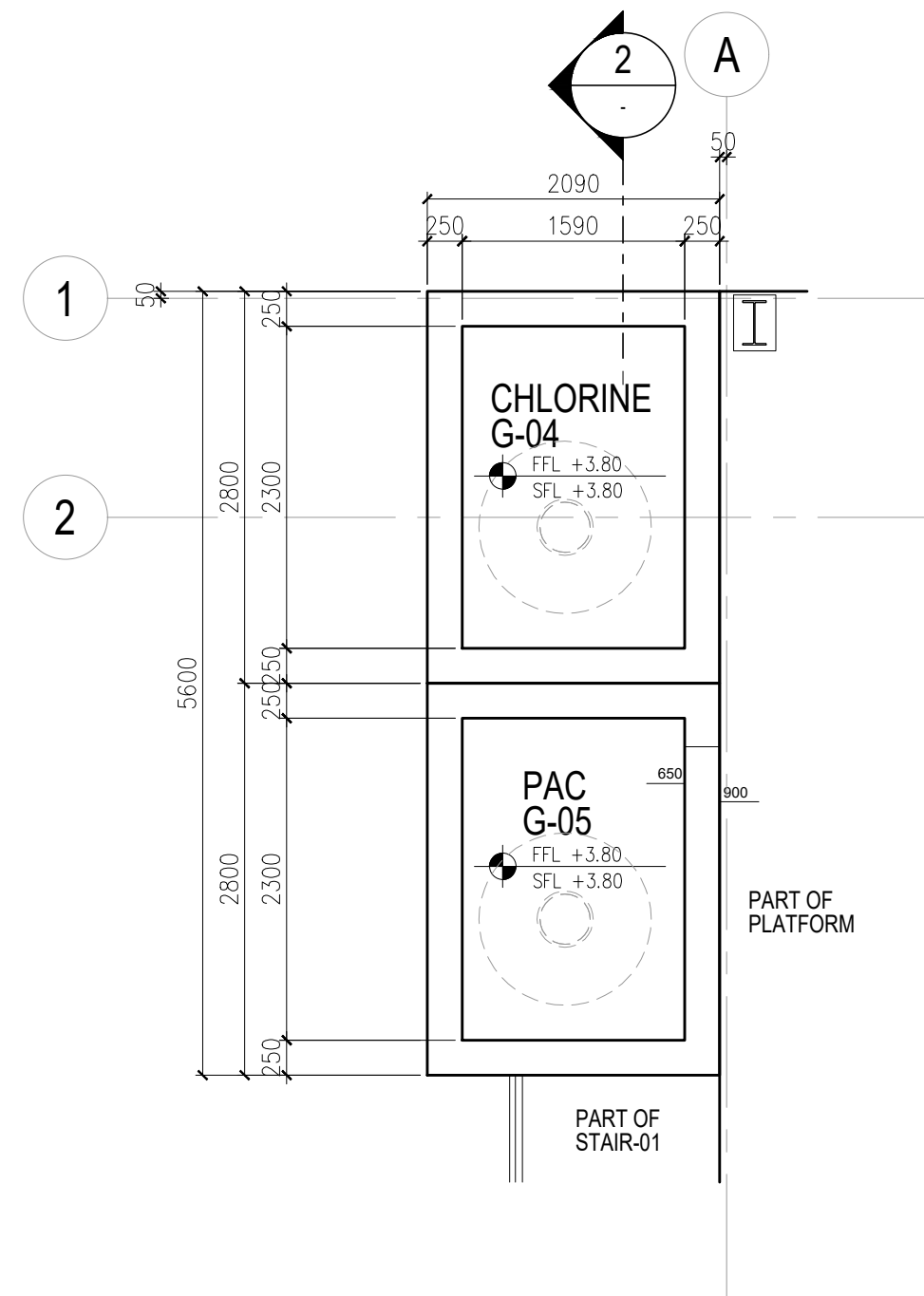
**2**  
TREATMENT PLANT PLATFORM LAYOUT  
RAILING ELEVATION 1 SCALE 1:50

	UNIT 307, ECG BUILDING, GENERAL AVENUE TANDANG SORA, QUEZON CITY 1116 MM	DESIGN ENGINEER:  ENGINEER'S NAME	PROJECT: JHMC WASTE WATER TREATMENT PLANT	CLIENT: JOHN HAY MANAGEMENT CORPORATION	REVISIONS: <table border="1"> <thead> <tr> <th>NO.</th> <th>DESCRIPTION</th> <th>DATE</th> </tr> </thead> <tbody> <tr> <td>0</td> <td>ORIGINAL ISSUE</td> <td>-</td> </tr> <tr> <td>1.1</td> <td></td> <td>-</td> </tr> <tr> <td>1.2</td> <td></td> <td>-</td> </tr> <tr> <td>1</td> <td></td> <td>-</td> </tr> </tbody> </table>	NO.	DESCRIPTION	DATE	0	ORIGINAL ISSUE	-	1.1		-	1.2		-	1		-	CONTRACT NO.: WW-22-JHMC-DC-06 STAGE: CONCEPT DESIGN
	NO.	DESCRIPTION	DATE																		
0	ORIGINAL ISSUE	-																			
1.1		-																			
1.2		-																			
1		-																			
SERVICES OFFERED: PLANT DESIGN PLUMBING WORKS STRUCTURAL DESIGN ENGINEERING DESIGN AND REVIEW EQUIPMENT AND MATERIAL SELECTION ELECTRICAL DESIGN & CALCULATIONS	PTR NO.: DATE ISSUED: PLACE ISSUED:	PRC NO.: VALID UNTIL: PLACE ISSUED:	ADDRESS: CAMP JOHN HAY, BAGUIO	CLIENT'S NAME	SHEET CONTENTS: TREATMENT PLANT - PLATFORM LAYOUT FLOOR-MOUNTED RAILING ELEVATIONS	SHEET NO. ARCHITECTURAL 06 10															

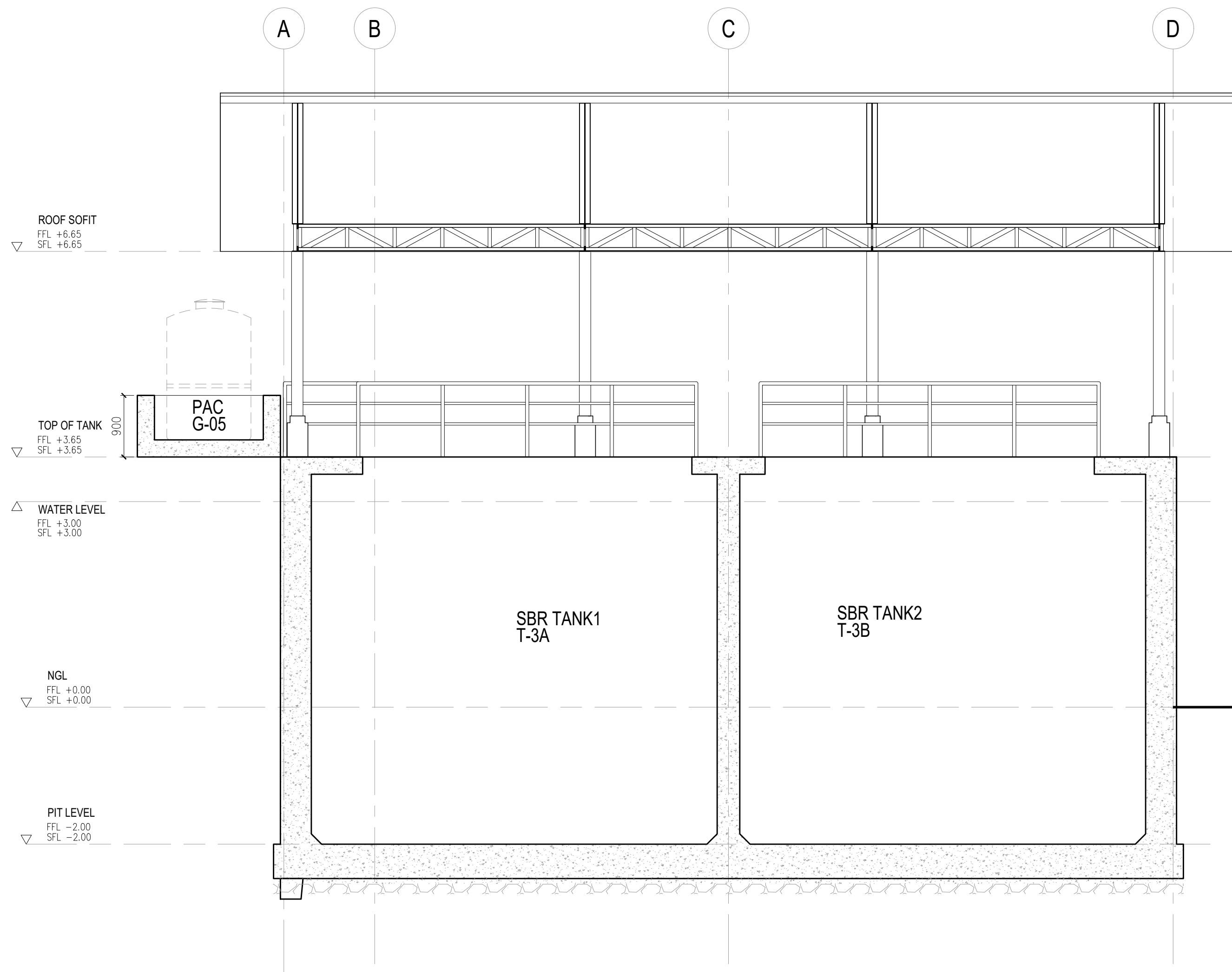
DRAWINGS AND SPECIFICATIONS DULY SIGNED ARE INTELLECTUAL PROPERTIES AND DOCUMENTS OF ANTHROSERV, WHETHER THE OBJECT FOR WHICH THEY ARE MADE IS EXECUTED OR NOT. NO PART OF THIS DRAWING SHALL BE COPIED OR REPRODUCED (EITHER IN PART OR IN WHOLE) UNLESS OTHERWISE WITH THE CONSENT & APPROVAL OF THE UNDERSIGNED DESIGNER.



**CHEMICAL STORAGE TANK**  
SECTION  
SCALE 1:100



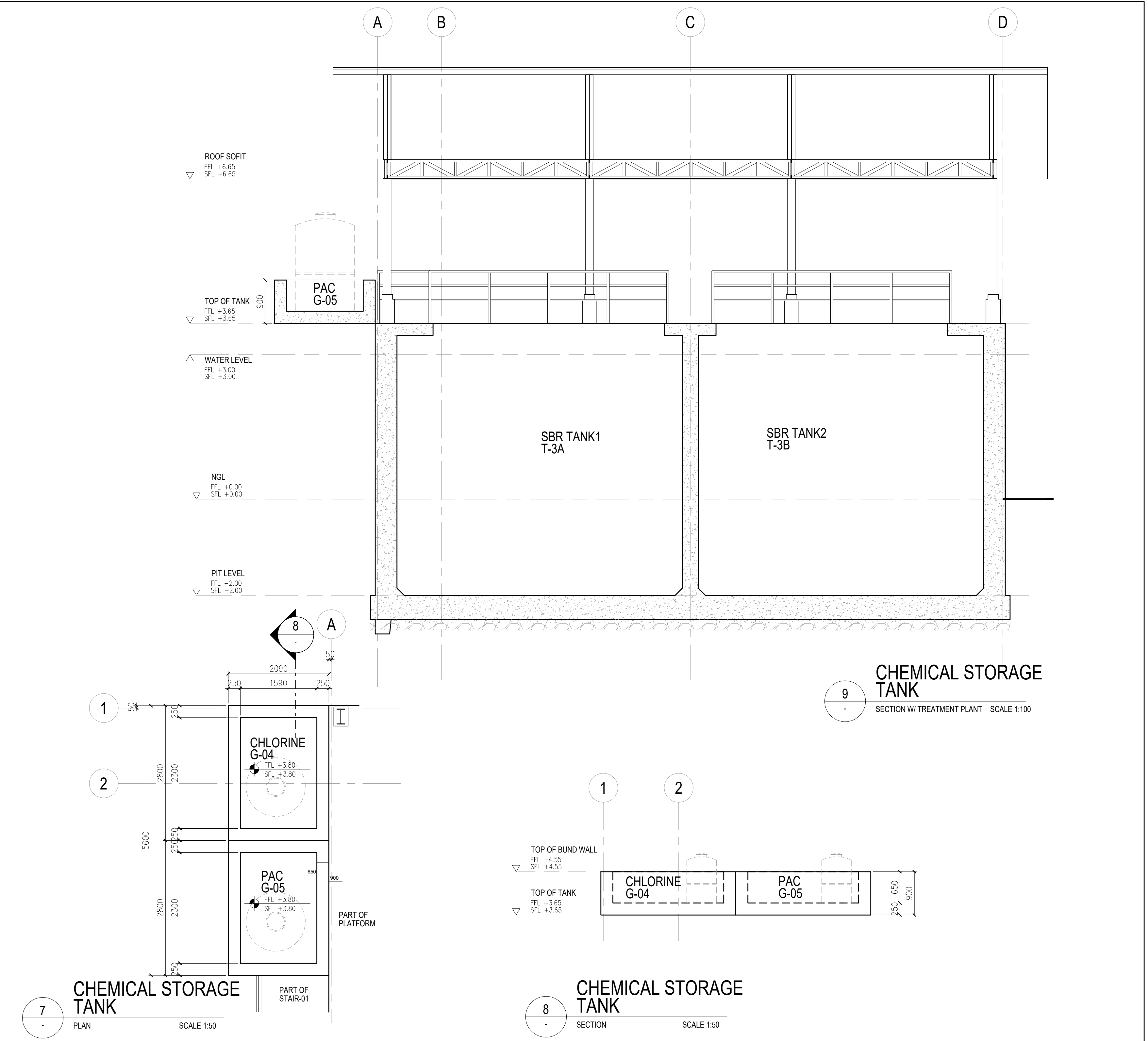
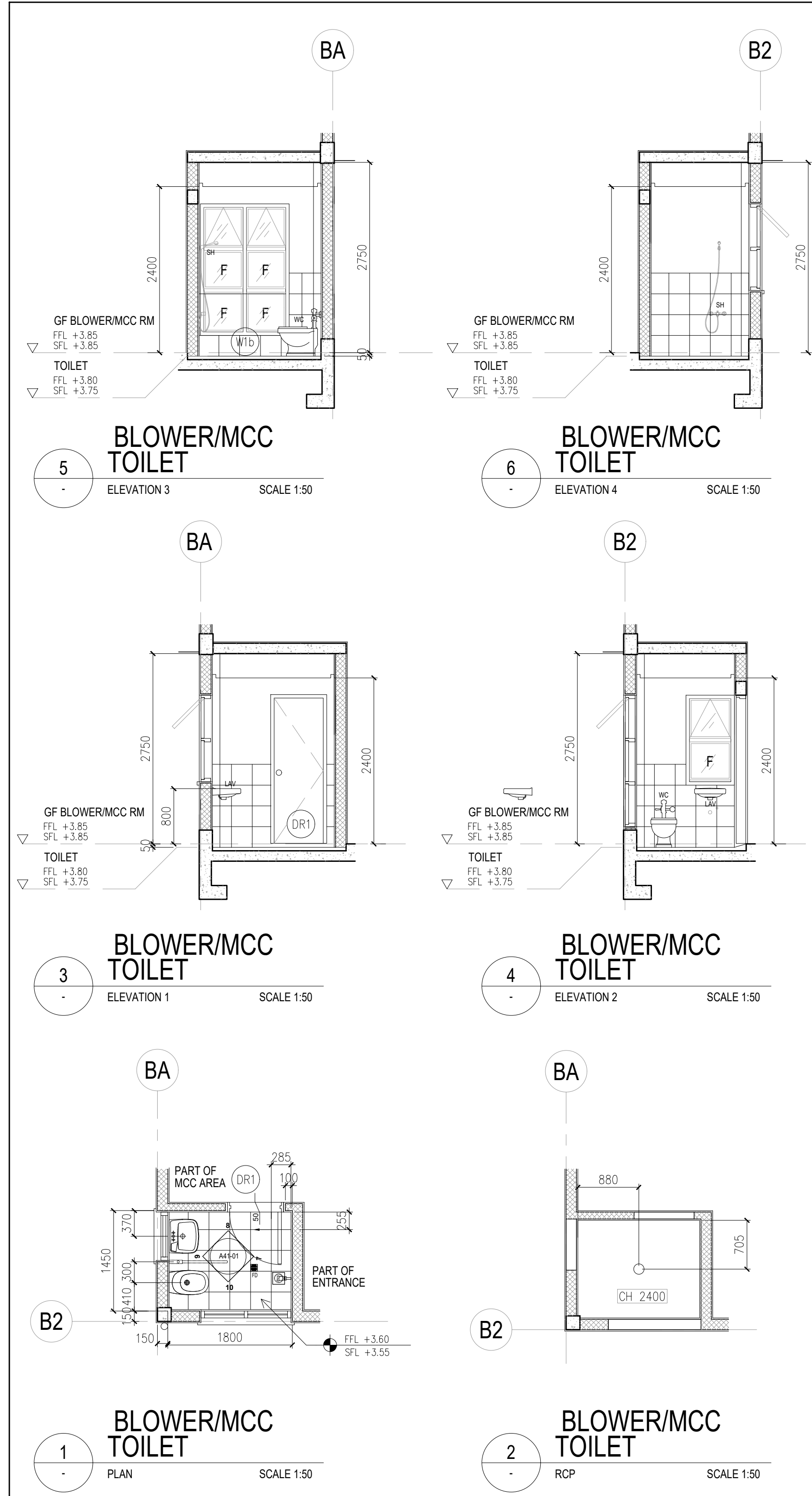
**CHEMICAL STORAGE TANK**  
PLAN  
SCALE 1:100



**CHEMICAL STORAGE TANK**  
SECTION W/ TREATMENT PLANT  
SCALE 1:100

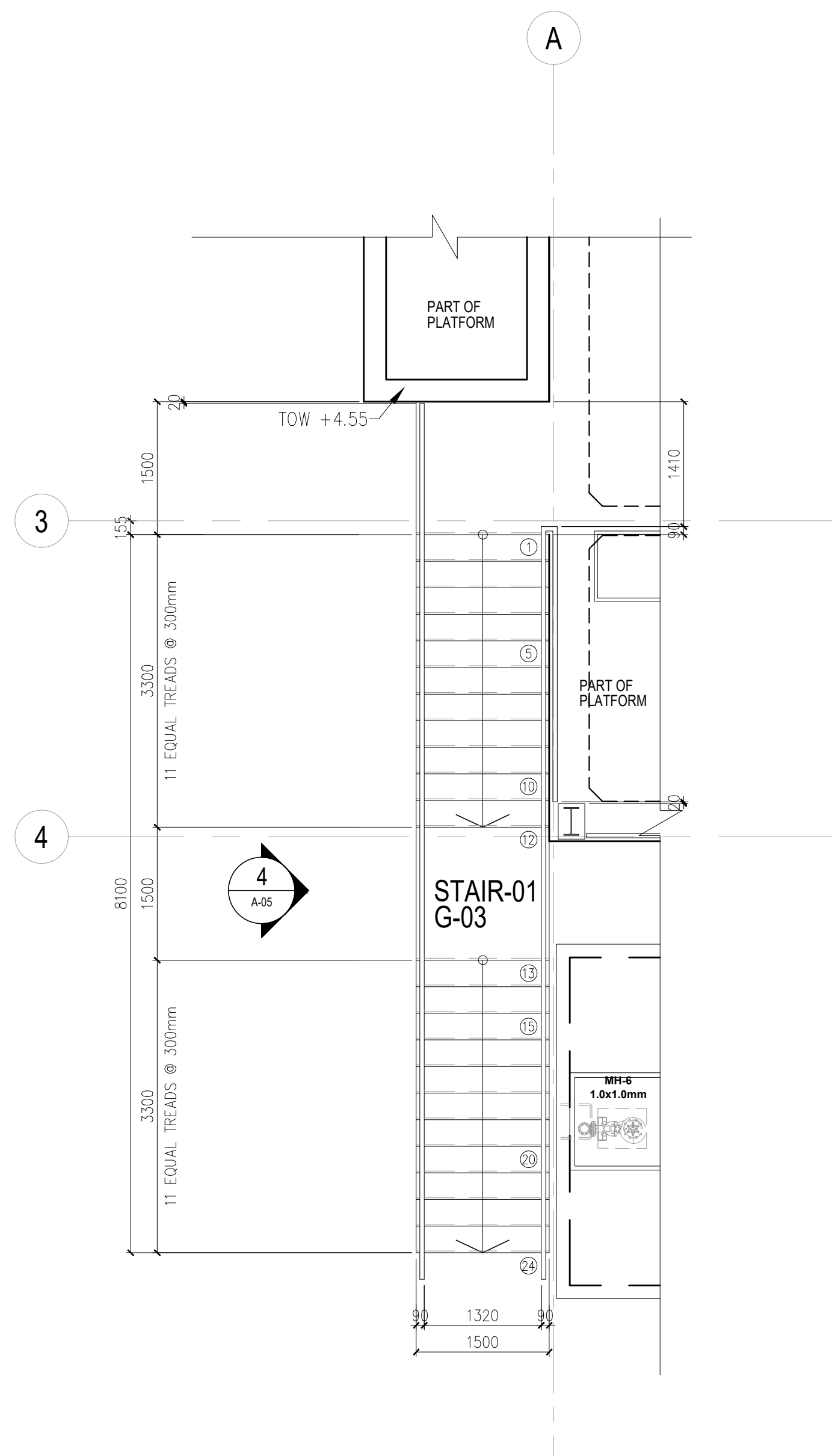
<p>UNIT 307, ECG BUILDING, GENERAL AVENUE TANDANG SORA, QUEZON CITY 1116 MM</p> <p>SERVICES OFFERED: PLANT DESIGN PLUMBING WORKS STRUCTURAL DESIGN ENGINEERING DESIGN AND REVIEW EQUIPMENT AND MATERIAL SELECTION ELECTRICAL DESIGN &amp; CALCULATIONS</p>	DESIGN ENGINEER:	PROJECT:	CLIENT:	REVISIONS:	CONTRACT NO.:	STAGE:
	ENGINEER'S NAME	JHMC WASTE WATER TREATMENT PLANT	JOHN HAY MANAGEMENT CORPORATION	NO. DESCRIPTION DATE	WW-22-JHMC-DC-06	CONCEPT DESIGN
	PTR NO.:	ADDRESS:	CAMP JOHN HAY, BAGUIO	0 ORIGINAL ISSUE -	SHEET CONTENTS:	SHEET NO.
	DATE ISSUED:	VALID UNTIL:		1.1 -	CHEMICAL STORAGE TANK DETAILS	07
	PLACE ISSUED:	PLACE ISSUED:		1.2 -	SCALE 1:100	DATE 04/24/2023

DRAWINGS AND SPECIFICATIONS DULY SIGNED ARE INTELLECTUAL PROPERTIES AND DOCUMENTS OF ANTHROSERV, WHETHER THE OBJECT FOR WHICH THEY ARE MADE IS EXECUTED OR NOT. NO PART OF THIS DRAWING SHALL BE COPIED OR REPRODUCED (EITHER IN PART OR IN WHOLE) UNLESS OTHERWISE WITH THE CONSENT & APPROVAL OF THE UNDERSIGNED DESIGNER.

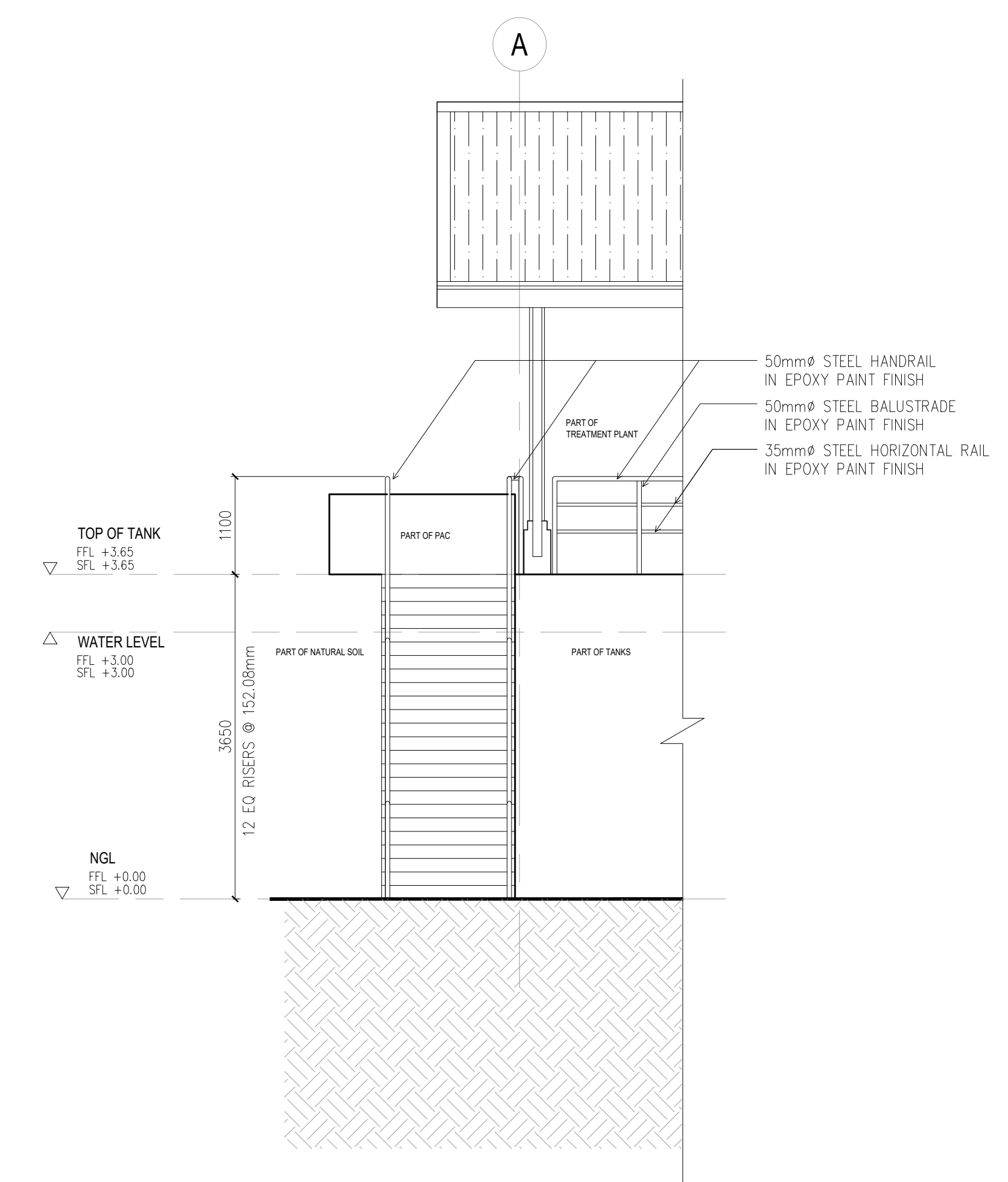


<p>UNIT 307, ECG BUILDING, GENERAL AVENUE TANDANG SORA, QUEZON CITY 1116 MM</p> <p>SERVICES OFFERED: PLANT DESIGN PLUMBING WORKS STRUCTURAL DESIGN ENGINEERING DESIGN AND REVIEW EQUIPMENT AND MATERIAL SELECTION ELECTRICAL DESIGN &amp; CALCULATIONS</p>	DESIGN ENGINEER:	PROJECT:	CLIENT:	REVISIONS:	CONTRACT NO.:	STAGE:	CONCEPT DESIGN	
	ENGINEER'S NAME	JHMC WASTE WATER TREATMENT PLANT	JOHN HAY MANAGEMENT CORPORATION	NO. DESCRIPTION DATE	WW-22-JHMC-DC-08		SHEET NO.	
	PTR NO.:	ADDRESS:	CAMP JOHN HAY, BAGUIO	0 ORIGINAL ISSUE			TOILET DETAILS CHEMICAL STORAGE TANK DETAILS	ARCHITECTURAL
	DATE ISSUED:	CLIENT'S NAME		1.1			SCALE 1:50 DATE 04/24/2023	07 10

DRAWINGS AND SPECIFICATIONS DULY SIGNED ARE INTELLECTUAL PROPERTIES AND DOCUMENTS OF ANTHROSERV, WHETHER THE OBJECT FOR WHICH THEY ARE MADE IS EXECUTED OR NOT. NO PART OF THIS DRAWING SHALL BE COPIED OR REPRODUCED (EITHER IN PART OR IN WHOLE) UNLESS OTHERWISE WITH THE CONSENT & APPROVAL OF THE UNDERSIGNED DESIGNER.



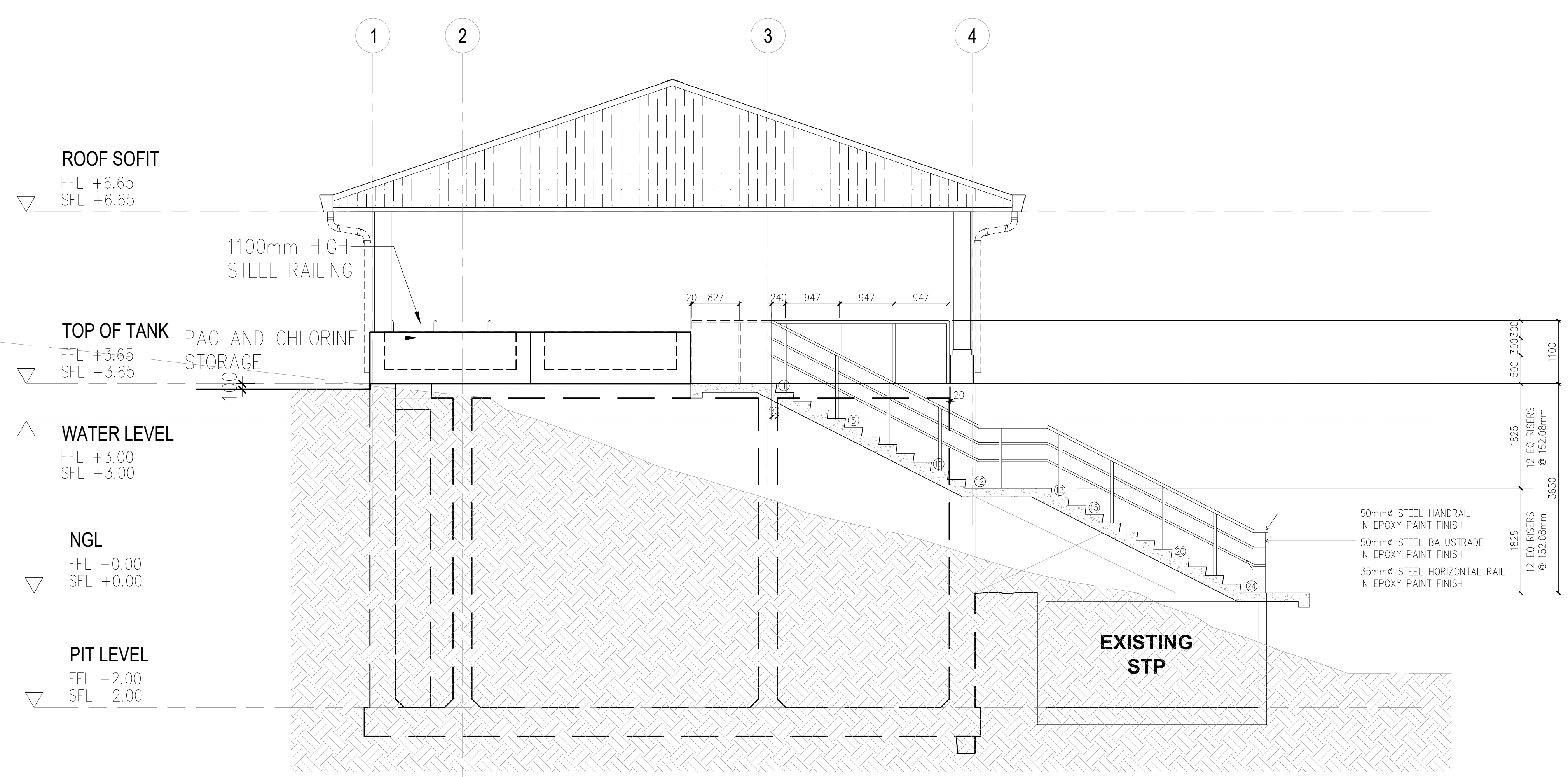
**1** STAIR  
PLAN SCALE 1:50



**2** STAIR  
ELEVATION SCALE 1:50

<p>UNIT 307, ECG BUILDING, GENERAL AVENUE TANDANG SORA, QUEZON CITY 1116 MM</p> <p>SERVICES OFFERED: PLANT DESIGN PLUMBING WORKS STRUCTURAL DESIGN ENGINEERING DESIGN AND REVIEW EQUIPMENT AND MATERIAL SELECTION ELECTRICAL DESIGN &amp; CALCULATIONS</p>	DESIGN ENGINEER:	PROJECT:	CLIENT:	REVISIONS:	CONTRACT NO.:	STAGE:
	ENGINEER'S NAME	JHMC WASTE WATER TREATMENT PLANT	JOHN HAY MANAGEMENT CORPORATION	NO. DESCRIPTION DATE	WW-22-JHMC-DC-06	CONCEPT DESIGN
	PTR NO.:	ADDRESS:	CAMP JOHN HAY, BAGUIO	0 ORIGINAL ISSUE -	SHEET CONTENTS:	SHEET NO.
	DATE ISSUED:	PLACE ISSUED:		1.1 -	STAIR PLAN AND ELEVATION	08a
				1.2 -	SCALE	DATE
				1 -	1:50	04/24/2023

DRAWINGS AND SPECIFICATIONS DULY SIGNED ARE INTELLECTUAL PROPERTIES AND DOCUMENTS OF ANTHROSERV, WHETHER THE OBJECT FOR WHICH THEY ARE MADE IS EXECUTED OR NOT. NO PART OF THIS DRAWING SHALL BE COPIED OR REPRODUCED (EITHER IN PART OR IN WHOLE) UNLESS OTHERWISE WITH THE CONSENT & APPROVAL OF THE UNDERSIGNED DESIGNER.



1 STAIR SECTION SCALE 1:50

<p>UNIT 307, ECG BUILDING, GENERAL AVENUE TANDANG SORA, QUEZON CITY 1116 MM</p> <p>SERVICES OFFERED: PLANT DESIGN PLUMBING WORKS STRUCTURAL DESIGN ENGINEERING DESIGN AND REVIEW EQUIPMENT AND MATERIAL SELECTION ELECTRICAL DESIGN &amp; CALCULATIONS</p>	DESIGN ENGINEER:	PROJECT:	CLIENT:	REVISIONS:	CONTRACT NO.:	STAGE:	CONCEPT DESIGN
	ENGINEER'S NAME	JHMC WASTE WATER TREATMENT PLANT	JOHN HAY MANAGEMENT CORPORATION	NO. DESCRIPTION DATE	WW-22-JHMC-DC-08		
	PTR NO.:	ADDRESS:	CAMP JOHN HAY, BAGUIO	0 ORIGINAL ISSUE -	SHEET CONTENTS:		SHEET NO.
	DATE ISSUED:	CLIENT'S NAME		1.1 -	STAIR SECTION		ARCHITECTURAL
PLACE ISSUED:			1.2 -	SCALE	1:50	DATE	04/24/2023
				1			10

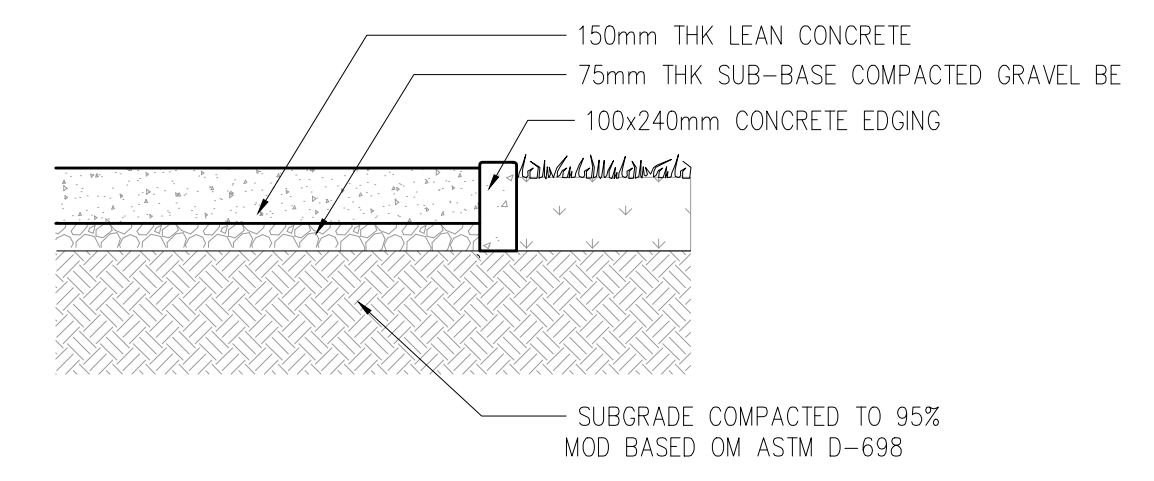
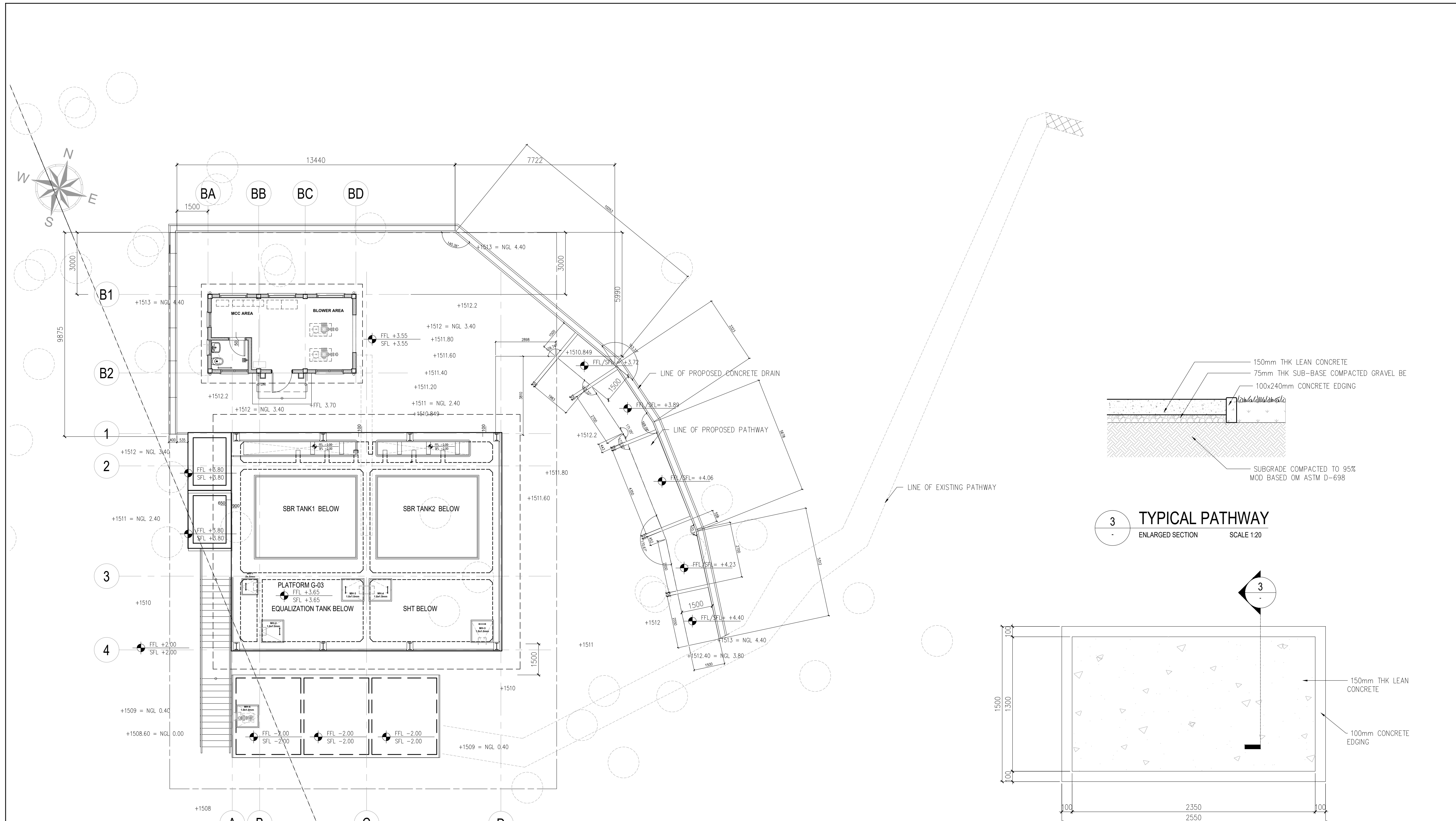
DRAWINGS AND SPECIFICATIONS DULY SIGNED ARE INTELLECTUAL PROPERTIES AND DOCUMENTS OF ANTHROSERV, WHETHER THE OBJECT FOR WHICH THEY ARE MADE IS EXECUTED OR NOT. NO PART OF THIS DRAWING SHALL BE COPIED OR REPRODUCED (EITHER IN PART OR IN WHOLE) UNLESS OTHERWISE WITH THE CONSENT & APPROVAL OF THE UNDERSIGNED DESIGNER.

FINISHES LEGEND				
<b>FLOOR FINISH</b>				
FF-01	SMOOTH STRAIGHT-TO-FINISH CONCRETE WITH CHLORINATED RUBBERISED PAINT FINISH			
FF-02	SMOOTH STRAIGHT-TO-FINISH CONCRETE IN CEMENTITIOUS CRYSTALLINE WATERPROOFING			
FF-03	300x300x10mm HOMOGENOUS NON-SKID CERAMIC TILES			
FF-04	CHEMICALLY-TREATED CONCRETE			
FF-05	SMOOTH STRAIGHT-TO-FINISH CONCRETE			
<b>WALL FINISH</b>				
WF-01	SEMI-GLOSS PAINT FINISH ON CHB/ SKIM COAT ON RC			
WF-02	SMOOTH STRAIGHT-TO-FINISH CONCRETE IN CEMENTITIOUS CRYSTALLINE WATERPROOFING			
WF-03	SMOOTH PLAIN CEMENT PLASTER IN PAINT FINISH IN SEMI-GLOSS PAINT FINISH ABOVE 1.20m HIGH 300x300x6mm thk CERAMIC TILES IN POLISHED FINISH			
<b>CEILING FINISH</b>				
CF-01	EXPOSED RAFTER/SLAB SOFFIT IN PAINT FINISH			
CF-02	FAIR-FACED OFF-FORM CONCRETE IN CEMENTITIOUS CRYSTALLINE WATERPROOFING			
CF-03	13mm thk MOSITURE-RESISTANT GYPSUM BOARD ON METAL FURRING IN FLAT LATEX PAINT FINISH			
CF-04	16mm thk SAG-RESISTANT PLASTERBOARD ON METAL FURRING IN FLAT LATEX PAINT FINISH WITH 4.5mm EAVES LINING			
<b>EXTERIOR FINISH</b>				
EF-01	WEATHER-SHIELD PAINT WITH GROOVES			
<b>ROOM FINISH SCHEDULE</b>				
ROOM NO.	ROOM NAME	FLOOR	WALL	CEILING
PIT LEVEL				
T-1	PRELIM	FF-02	WF-02	CF-02
T-2	EQUALIZATION TANK	FF-02	WF-02	CF-02
T-3A	SBR TANK 1	FF-02	WF-02	CF-02
T-3B	SBR TANK 2	FF-02	WF-02	CF-02
T-4	SHT	FF-02	WF-02	CF-02
T-5	CCT	FF-02	WF-02	CF-02
GROUND FLOOR				
G-01	BLOWER & MCC RM	FF-01	WF-01	CF-04
G-02	TOILET	FF-03	WF-03	CF-03
G-03	PLATFORM	FF-01	N/A	CF-01
G-04	CCT - CHLORINE CONTACT TANK	FF-01	EF-01	CF-02
G-05	PAC-POLYALUMINUM CHLORIDE	FF-04	EF-01	CF-02
G-06	WALKWAY/ PATHWAY	FF-05	EF-01	N/A

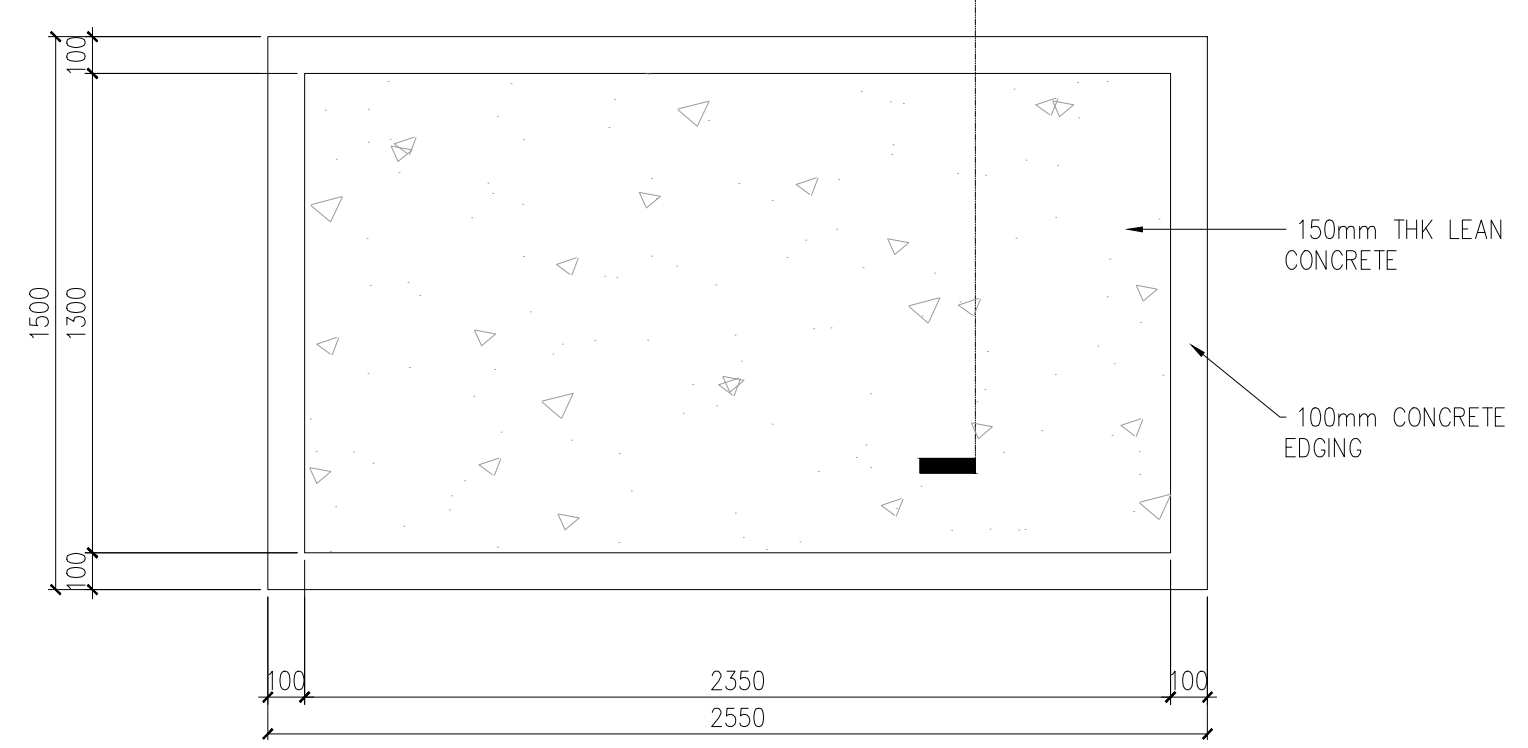
SCHEDULE OF DOORS, ROLL-UP DOOR/SHUTTERS & LOUVER WINDOW					
MARK	DR1	DR2	RS1	LV1	
PLAN AND ELEVATION					
	LOCATION	BLOWER & MCC RM,	TOILET	BLOWER & MCC RM,	BLOWER & MCC RM,
	DESCRIPTION	SINGLE PANEL METAL DOOR GA 16 STEEL JAMB AND HEADER 45mm thk GA 16 METAL HOLLOW CORE DOOR IN PAINT FINISH	SINGLE PANEL FLUSH PVC DOOR TO MANUFACTURER'S DETAILS	BUILT-TO-ORDER METAL ROLLING DOORS PROVIDE SECURITY AGAINST ENTRY AND/OR WEATHER PROTECTION	BUILT-TO-ORDER FIXED STORMPROOF LOUVER
	SETS	1	1	1	3
WINDOW SCHEDULE					
MARK	W1a	W1b	W2a	W2b	
PLAN AND ELEVATION					
	LOCATION	BLOWER & MCC RM,	TOILET	SLUDGE DEWATERING & BLOWER RM	TOILET
	DESCRIPTION	AWNING & FIXED WINDOW WITH 8mm thk TEMPERED CLEAR GLASS ALUMINUM FRAME IN POWDER-COAT METALLIC FINISH	AWNING & FIXED WINDOW WITH 8mm thk TEMPERED CLEAR GLASS ALUMINUM FRAME IN POWDER-COAT METALLIC FINISH	AWNING WINDOW WITH 8mm thk TEMPERED CLEAR GLASS ALUMINUM FRAME IN POWDER-COAT METALLIC FINISH	AWNING & FIXED WINDOW WITH 8mm thk TEMPERED CLEAR GLASS ALUMINUM FRAME IN POWDER-COAT METALLIC FINISH
	SETS	1	1	1	1

	UNIT 307, ECG BUILDING, GENERAL AVENUE TANDANG SORA, QUEZON CITY 1116 MM SERVICES OFFERED: PLANT DESIGN PLUMBING WORKS STRUCTURAL DESIGN ENGINEERING DESIGN AND REVIEW EQUIPMENT AND MATERIALS SELECTION ELECTRICAL DESIGN & CALCULATIONS	<b>DESIGN ENGINEER:</b>  <b>ENGINEER'S NAME</b> PTR NO.: DATE ISSUED: PLACE ISSUED:	<b>PROJECT:</b>  JHMC WASTE WATER TREATMENT PLANT ADDRESS: CAMP JOHN HAY, BAGUIO	<b>CLIENT:</b>  JOHN HAY MANAGEMENT CORPORATION CLIENT'S NAME	<b>REVISIONS:</b> <table border="1"> <thead> <tr> <th>NO.</th> <th>DESCRIPTION</th> <th>DATE</th> </tr> </thead> <tbody> <tr> <td>0</td> <td>ORIGINAL ISSUE</td> <td>-</td> </tr> <tr> <td>1.1</td> <td>-</td> <td>-</td> </tr> <tr> <td>1.2</td> <td>-</td> <td>-</td> </tr> <tr> <td>1</td> <td>-</td> <td>-</td> </tr> </tbody> </table>	NO.	DESCRIPTION	DATE	0	ORIGINAL ISSUE	-	1.1	-	-	1.2	-	-	1	-	-	<b>CONTRACT NO.:</b> WW-22-JHMC-DC-06 <b>STAGE:</b> CONCEPT DESIGN <b>SHEET CONTENTS:</b> ROOM FINISHES DOOR SCHEDULE WINDOW SCHEDULE SCALE: 1:100 DATE: 04/24/2023	<b>SHEET NO.:</b> ARCHITECTURAL 09   10
	NO.	DESCRIPTION	DATE																			
	0	ORIGINAL ISSUE	-																			
	1.1	-	-																			
1.2	-	-																				
1	-	-																				

DRAWINGS AND SPECIFICATIONS DULY SIGNED ARE INTELLECTUAL PROPERTIES AND DOCUMENTS OF ANTHROSERV, WHETHER THE OBJECT FOR WHICH THEY ARE MADE IS EXECUTED OR NOT. NO PART OF THIS DRAWING SHALL BE COPIED OR REPRODUCED (EITHER IN PART OR IN WHOLE) UNLESS OTHERWISE WITH THE CONSENT & APPROVAL OF THE UNDERSIGNED DESIGNER.



**3 TYPICAL PATHWAY**  
ENLARGED SECTION SCALE 1:20



**2 TYPICAL PATHWAY**  
ENLARGED PLAN SCALE 1:20

**1 WALKWAY / PATHWAY LAYOUT**  
PLAN SCALE 1:100

<p>UNIT 307, ECG BUILDING, GENERAL AVENUE TANDANG SORA, QUEZON CITY 1116 MM</p> <p>SERVICES OFFERED: PLANT DESIGN PLUMBING WORKS STRUCTURAL DESIGN ENGINEERING DESIGN AND REVIEW EQUIPMENT AND MATERIAL SELECTION ELECTRICAL DESIGN &amp; CALCULATIONS</p>	<p>DESIGN ENGINEER:</p> <p>ENGINEER'S NAME</p>	<p>PROJECT:</p> <p>JHMC WASTE WATER TREATMENT PLANT</p>	<p>CLIENT:</p> <p>JOHN HAY MANAGEMENT CORPORATION</p>	<p>REVISIONS:</p> <table border="1"> <thead> <tr> <th>NO.</th> <th>DESCRIPTION</th> <th>DATE</th> </tr> </thead> <tbody> <tr> <td>0</td> <td>ORIGINAL ISSUE</td> <td>-</td> </tr> <tr> <td>1.1</td> <td></td> <td>-</td> </tr> <tr> <td>1.2</td> <td></td> <td>-</td> </tr> <tr> <td>1</td> <td></td> <td>-</td> </tr> </tbody> </table>	NO.	DESCRIPTION	DATE	0	ORIGINAL ISSUE	-	1.1		-	1.2		-	1		-	<p>CONTRACT NO.: WW-22-JHMC-DC-06</p> <p>STAGE: CONCEPT DESIGN</p>
	NO.	DESCRIPTION	DATE																	
0	ORIGINAL ISSUE	-																		
1.1		-																		
1.2		-																		
1		-																		
<table border="1"> <thead> <tr> <th>PTR NO.</th> <th>DATE ISSUED</th> <th>PRC NO.</th> <th>VALID UNTIL</th> <th>PLACE ISSUED</th> </tr> </thead> <tbody> <tr> <td>-</td> <td>-</td> <td>-</td> <td>-</td> <td>-</td> </tr> </tbody> </table>	PTR NO.	DATE ISSUED	PRC NO.	VALID UNTIL	PLACE ISSUED	-	-	-	-	-	<p>ADDRESS:</p> <p>CAMP JOHN HAY, BAGUIO</p>	<p>CLIENT'S NAME</p>	<p>SCALE: 1:100</p> <p>DATE: 03/24/2023</p>	<p>SHEET NO. 10</p> <p>ARCHITECTURAL</p>						
PTR NO.	DATE ISSUED	PRC NO.	VALID UNTIL	PLACE ISSUED																
-	-	-	-	-																

DRAWINGS AND SPECIFICATIONS DULY SIGNED ARE INTELLECTUAL PROPERTIES AND DOCUMENTS OF ANTHROSERV, WHETHER THE OBJECT FOR WHICH THEY ARE MADE IS EXECUTED OR NOT. NO PART OF THIS DRAWING SHALL BE COPIED OR REPRODUCED (EITHER IN PART OR IN WHOLE) UNLESS OTHERWISE WITH THE CONSENT & APPROVAL OF THE UNDERSIGNED DESIGNER.