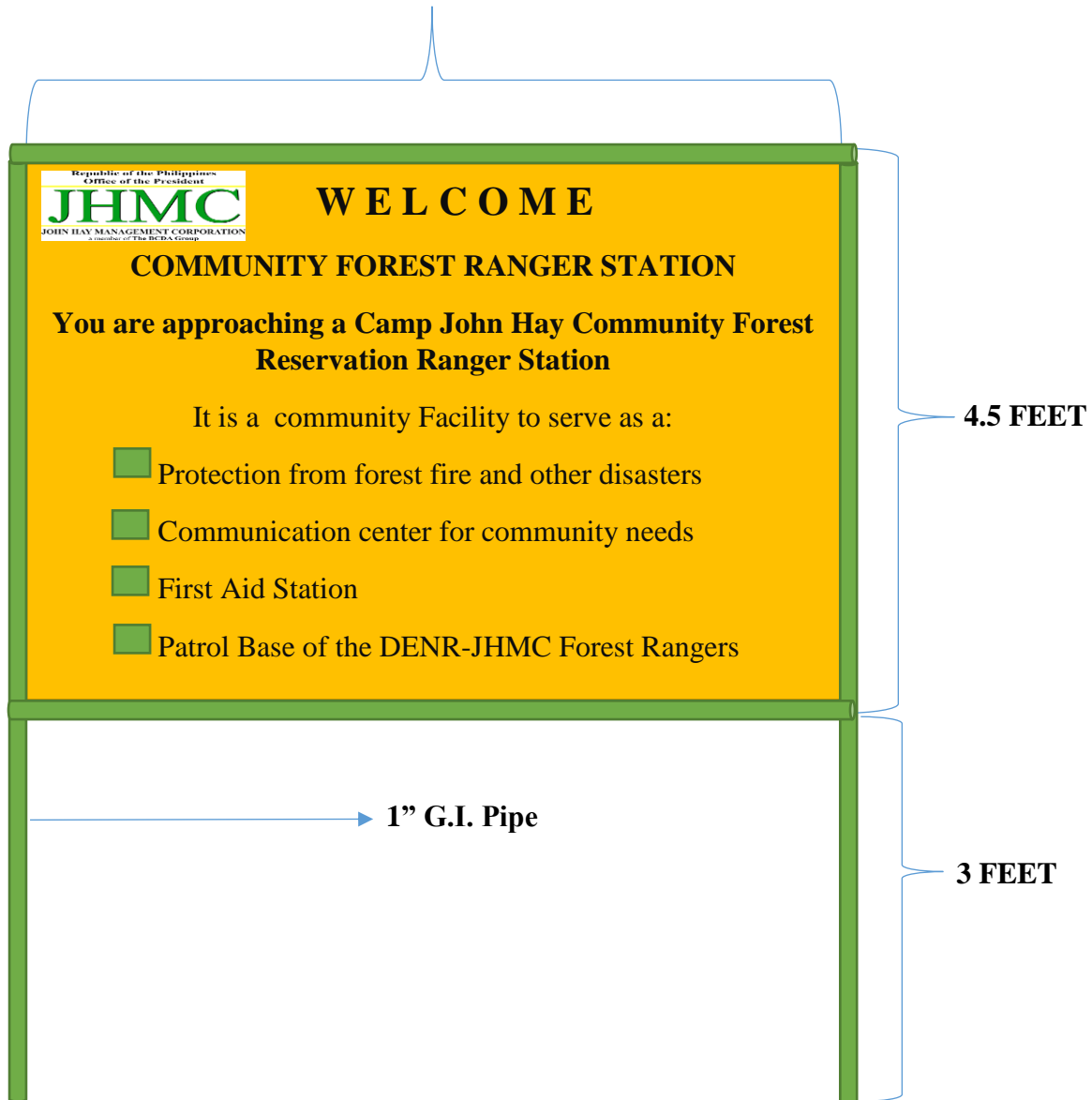


RANGER STATION SIGNAGE

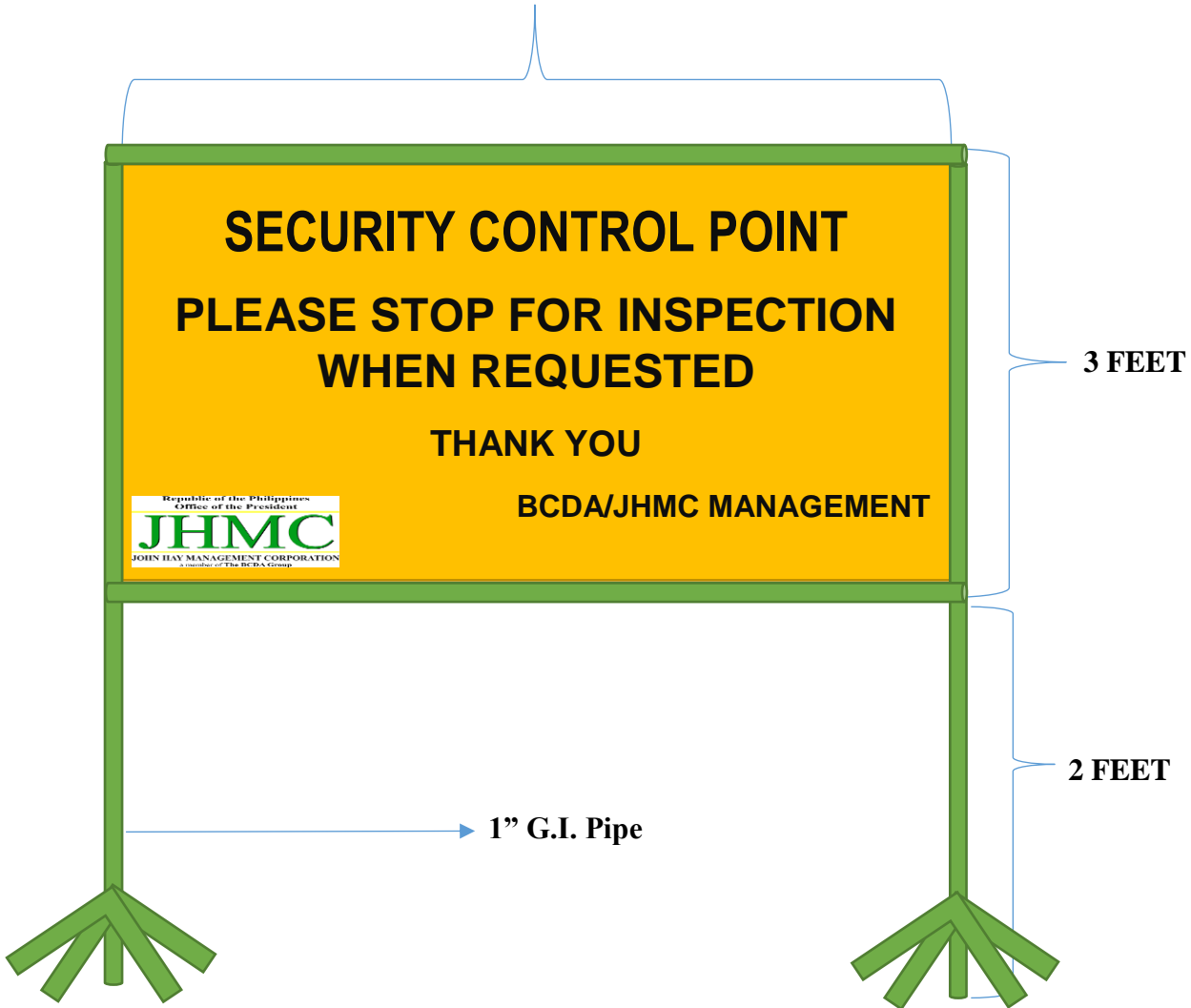
5 FEET



No of items and Proposed Location of Signage	Materials
1- Happy Hallow Ranger Station	Flat Sheet GI Pipe (1 inch) Flat bar(1.5 inch) (Frame) Ribits/bolt screw Cement and river sand for concrete footing
1- Lucnab Ranger Station	
1- Kadaklan Ranger Station	
1- Hillside Ranger Station	
1- Dagsian Ranger Station	
1- Loakan Ranger Station	

CONTROL POINT SIGNAGE

4 FEET



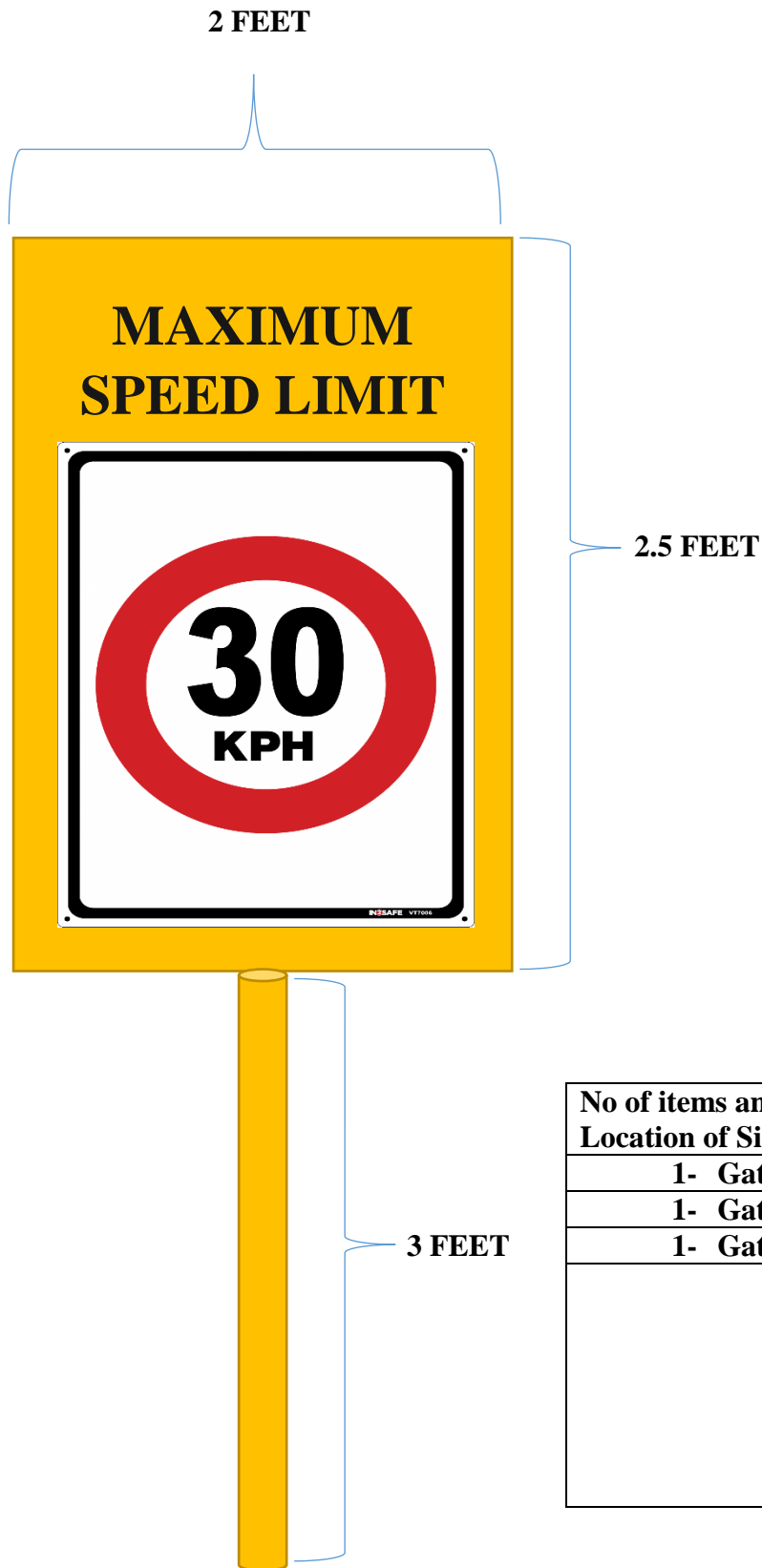
No of items and Proposed Location of Signage	Materials
1- Loakan Pidawan control point	-Flat Sheet -GI Pipe (1 inch) -Flat bar(1.5 inch) (Frame) -Ribits/bolt screw
1-Loakan Liwanag control point	
1-Greewater Control Point	
1- Kadaklan Control Point	

WARNING SIGN



No of items and Proposed Location of Signage	Materials
To be installed along the JHSEZ fence at:	Flat Sheet GI Pipe (2 inch) Flat bar (1.5 inch) (Frame) Ribits/bolt screw Cement and river sand for concrete footing
5- Loakan road	
2- Yellow trail	
2-BCCV-BCDA Boundary	
2-Moog to Kadaklan Road	

TRAFFIC SIGNS



No of items and Proposed Location of Signage	Materials
1- Gate 1 (Ayala)	Flat Sheet
1- Gate 2 (Ayala)	GI Pipe (2 inch)
1- Gate 4 (BCCV)	Flat bar (1.5 inch) (Frame)
	Ribits/bolt screw
	Cement and river sand for concrete footing

4 FEET

NOTICE TO THE MOTORING PUBLIC
CAMP JOHN HAY IS REQUIRING ALL VEHICLES TO

STOP

AT THE GATE FOR SECURITY CHECK ON:

- **DELIVERIES**
- **USE OF SEATBELTS**
- **SMOKE BELCHING**
- **BRAKE LIGHT/TAIL LIGHT/HEAD LIGHT CHECK**

Thank You for Your Understanding and Cooperation

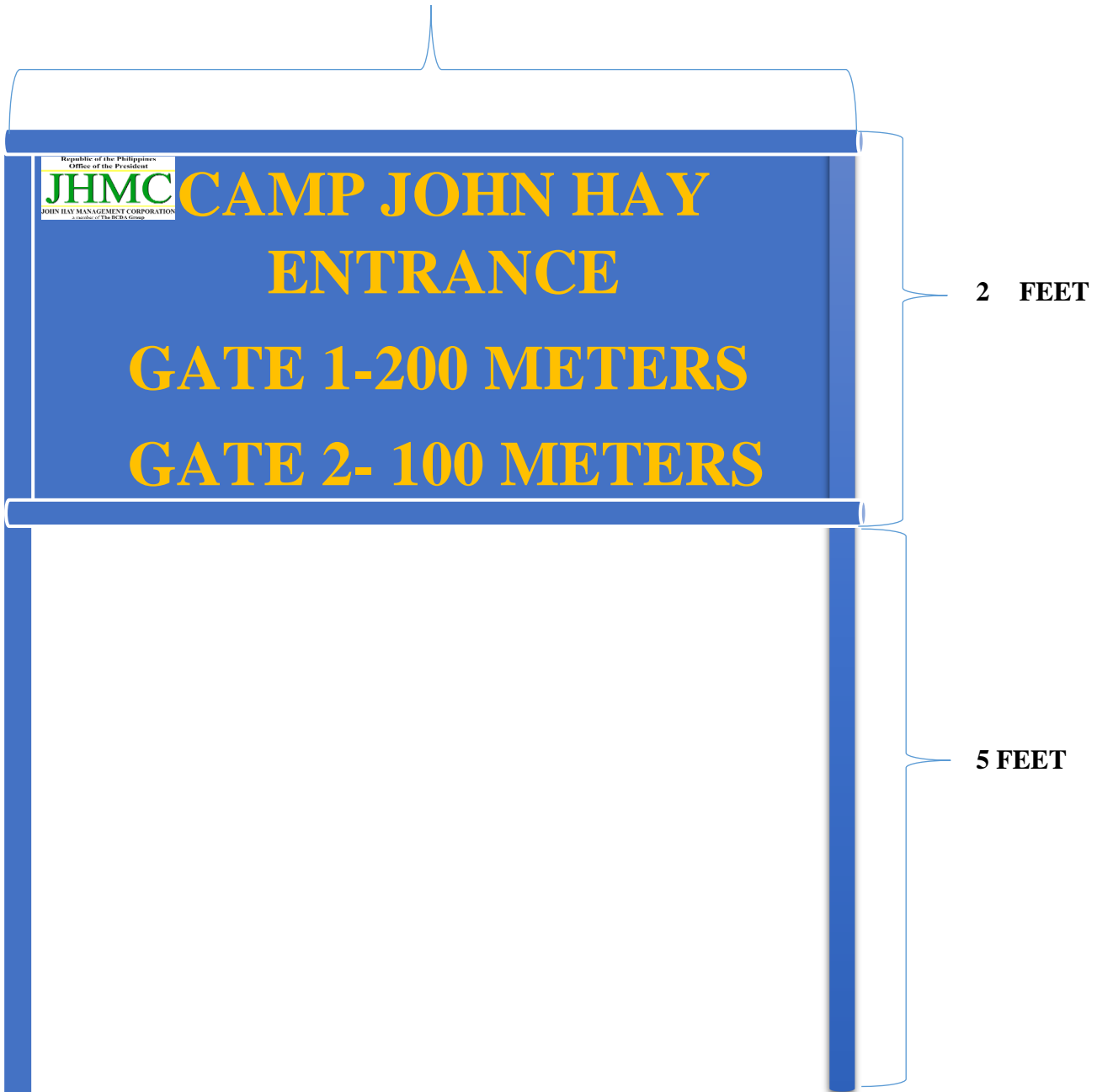


3 FEET

3 FEET

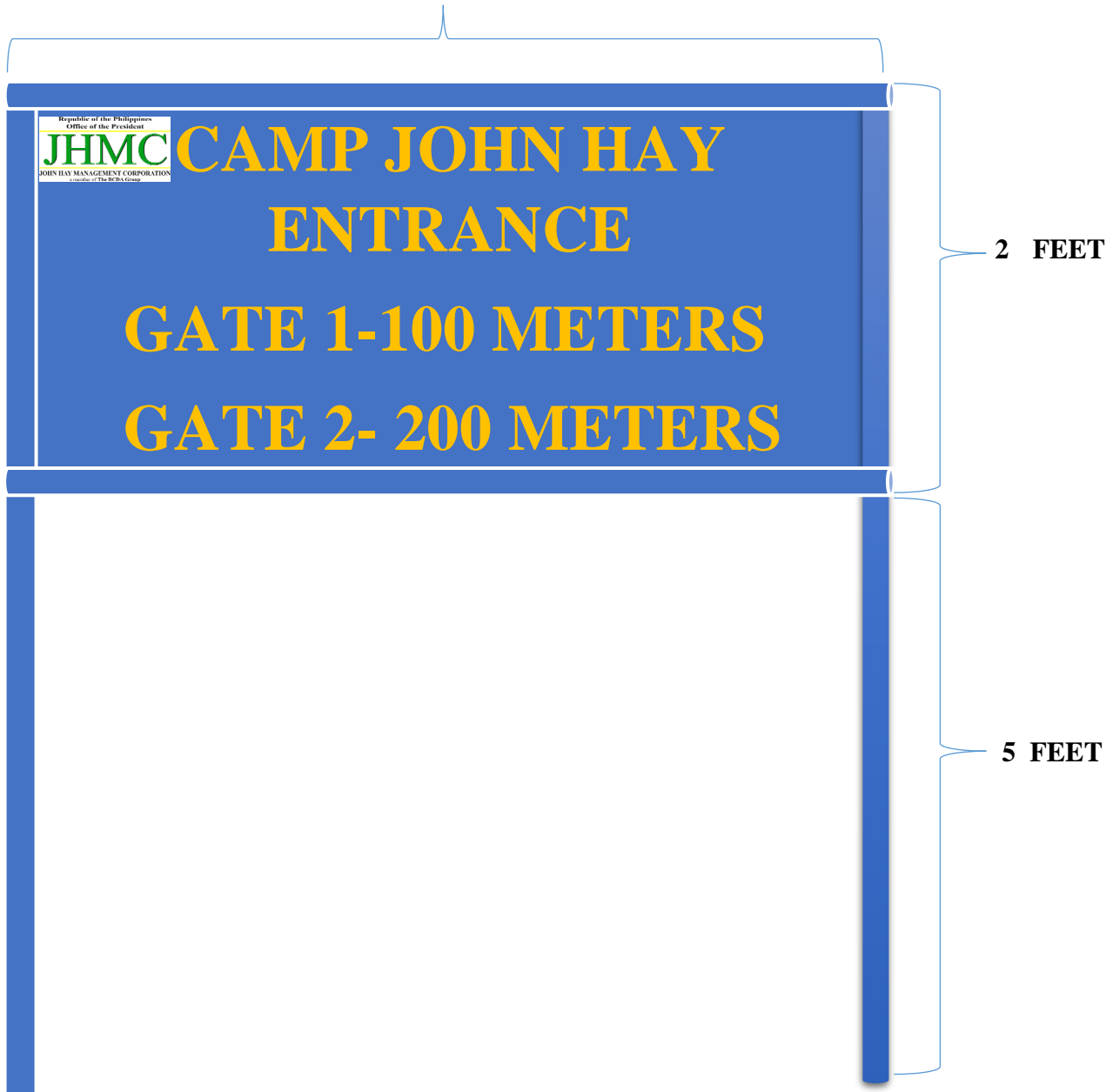
No of items and Proposed Location of Signage	Materials
1- Gate 1 (Ayala)	Flat Sheet
1- Gate 2 (Ayala)	GI Pipe (2 inch)
1- Gate 4 (BCCV)	Flat bar (1.5 inch) (Frame)
	Ribits/bolt screw
	Cement and river sand for concrete footing

3FEET



No of items and Proposed Location of Signage	Materials
1- Sinking area near STP	Flat Sheet GI Pipe (2 inch) Flat bar (1.5 inch) (Frame) Ribits/bolt screw Cement and river sand for concrete footing

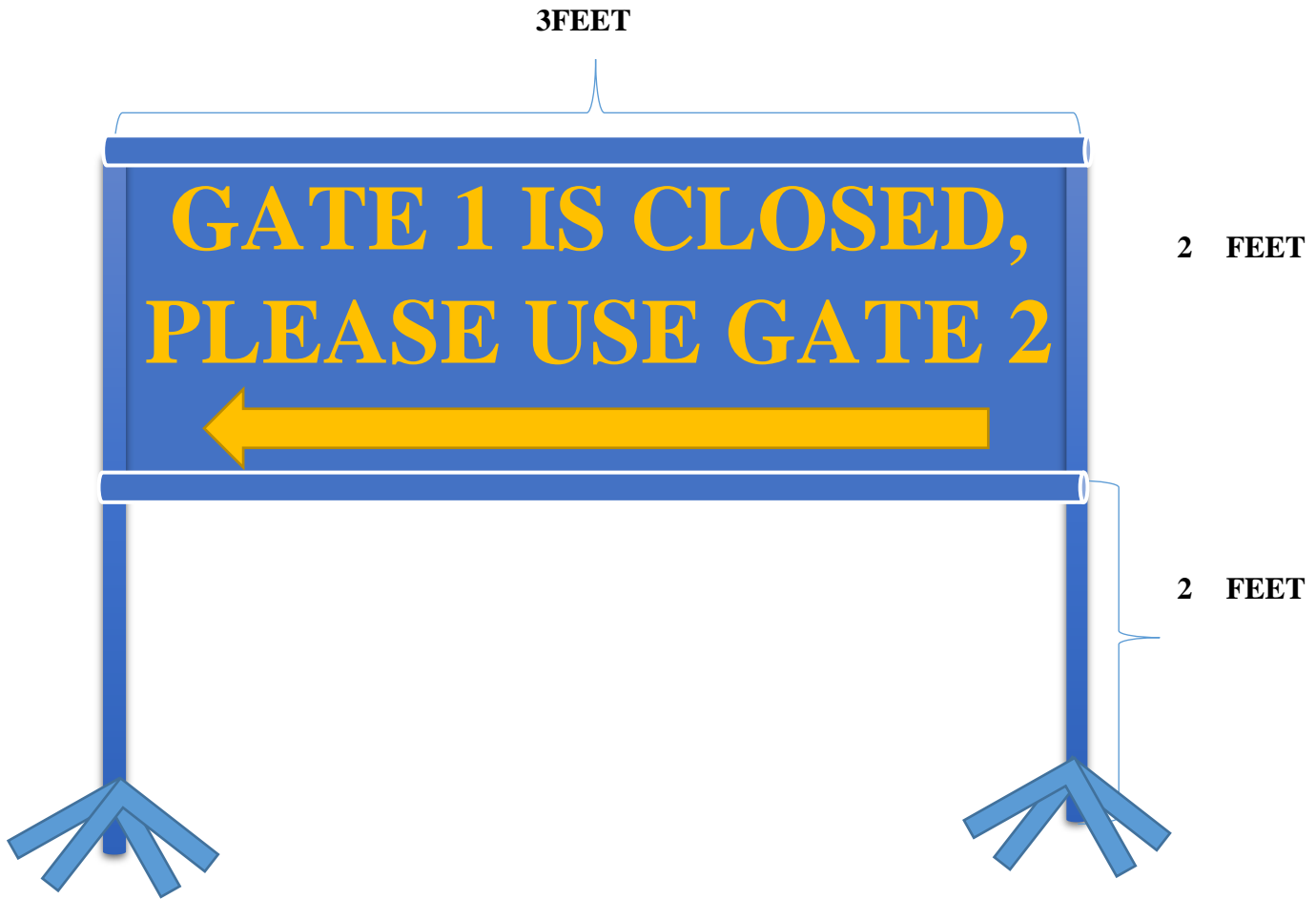
3 FEET



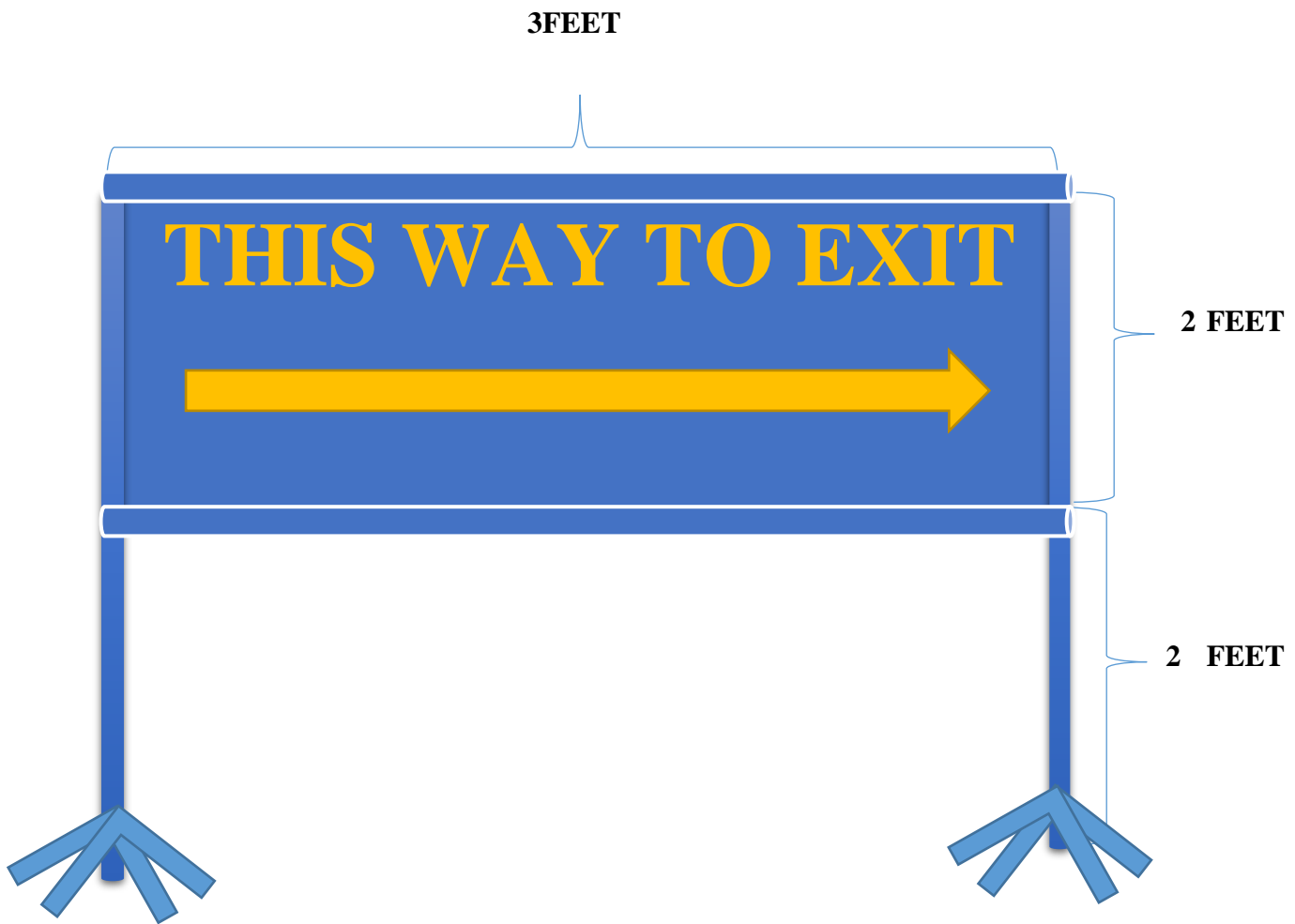
No of items and Proposed Location of Signage	Materials
1- Scout Barrio, near the crossing going to Hillside	Flat Sheet GI Pipe (2 inch) Flat bar (1.5 inch) (Frame) Ribits/bolt screw Cement and river sand for concrete footing



No of items and Proposed Location of Signage	Materials
1- GATE 2	-Flat Sheet -GI Pipe (1 inch) -Flat bar(1.5 inch) (Frame) -Ribits/bolt screw



No of items and Proposed Location of Signage	Materials
1- GATE 1	<ul style="list-style-type: none"> -Flat Sheet -GI Pipe (1 inch) -Flat bar(1.5 inch) (Frame) -Ribits/bolt screw



No of items and Proposed Location of Signage	Materials
1- Gate 2	-Flat Sheet
	-GI Pipe (1 inch)
	-Flat bar(1.5 inch) (Frame)
	-Ribits/bolt screw

3FEET



No of items and Proposed Location of Signage	Materials
1- GATE 1	-Flat Sheet
	-GI Pipe (1 inch)
	-Flat bar(1.5 inch) (Frame)
	-Ribits/bolt screw



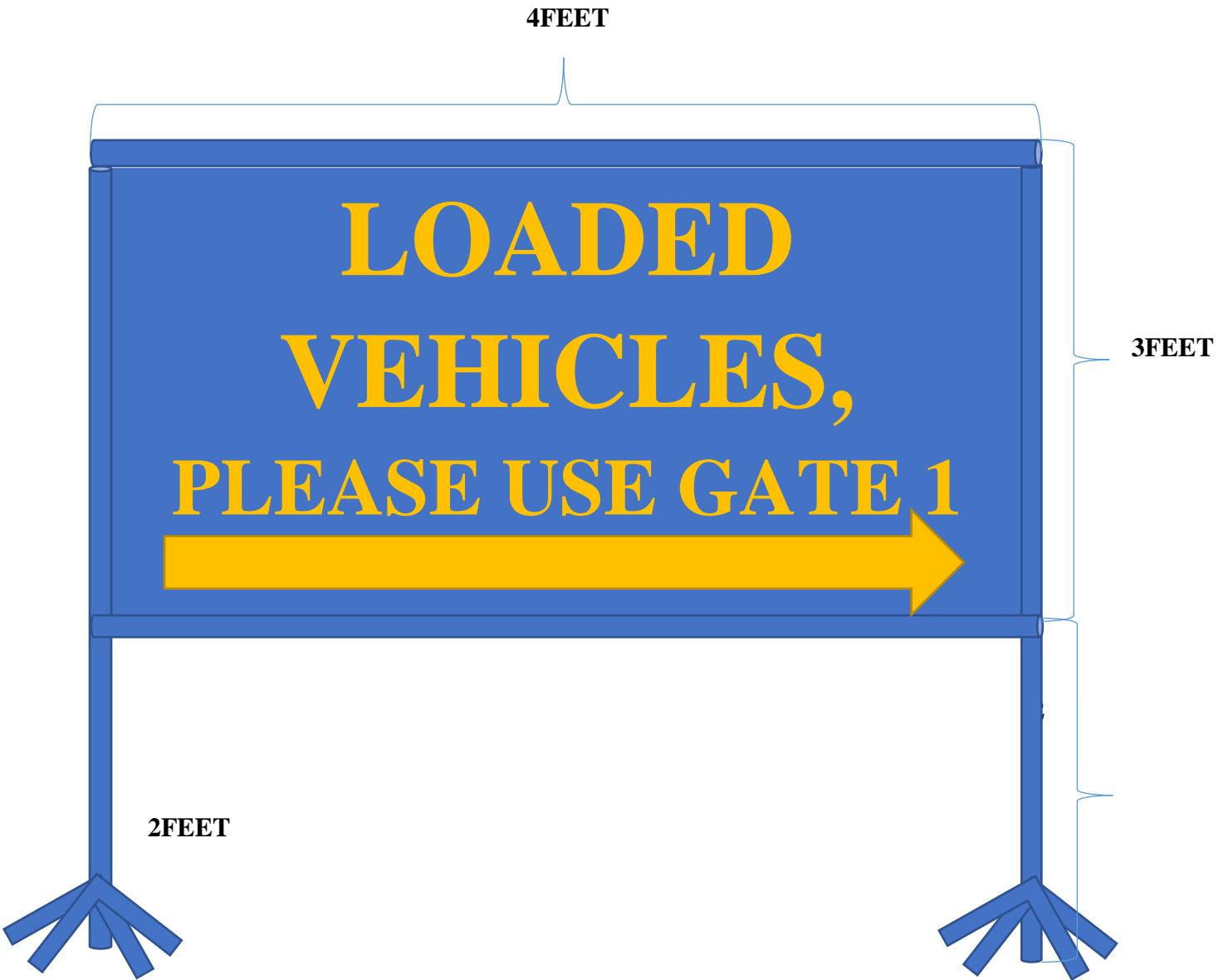
No of items and Proposed Location of Signage	Materials
1- Custom Clearance AREA	-Flat Sheet
	-GI Pipe (1 inch) (Frame)
	-Flat bar(1.5 inch) (Frame)
	-Ribits/bolt screw



No of items and Proposed Location of Signage	Materials
3- For emergency purposes	-Flat Sheet
	-GI Pipe (1 inch)
	-Flat bar(1.5 inch) (Frame)
	-Ribits/bolt screw



No of items and Proposed Location of Signage	Materials
5- For emergency purposes	-Flat Sheet
	-GI Pipe (1 inch)
	-Flat bar(1.5 inch) (Frame)
	-Ribits/bolt screw



No of items and Proposed Location of Signage	Materials
1- Custom Clearance AREA	-Flat Sheet
	-GI Pipe (1 inch) (Frame)
	-Flat bar(1.5 inch) (Frame)
	-Ribits/bolt screw

REPAINING OF THE SIGNAGE AT THE BCCV GATE



Materials needed- Paint